

St. Anthony Hospital - Shawnee

1102 W. MacArthur | Shawnee, Ok 74804



2018

Community Health Needs *Assessment*



Table of Contents

Assessment

Message to Our Community 3

Executive Summary 4

About Us 5

About Our Community 6

The Health of Our Community 7

The Health Needs of Our Community 8

Our Progress since 2015 9

Appendices | How the Information was Obtained

Community Online Survey 11

Community Representation 12

Second Data sources



Message to Our Community


St. Anthony Hospital – Shawnee, a member of SSM Health, has delivered exceptional, compassionate care to Pottawatomie for 50 years. Inspired by our founding Franciscan Sisters of Mary and guided by our Mission – Through our exceptional health care services, we reveal the healing presence of God – we cherish the sacredness and dignity of each person as demonstrated through our Values of compassion, respect, excellence, stewardship and community.

Our sustained community commitment can be seen through our collaborative partnerships with residents and organizations. We rely on these relationships to help us identify and develop plans to address high-priority community health needs. We are grateful for the opportunity to partner with many local organizations.

During this year, in collaboration with our community partners, we have conducted a community health needs assessment by gathering health-related information from Healthy Communities Institute (HCI), Community Commons.org, and through collaboration with community partners regarding St. Anthony Hospital – Shawnee. We have also interviewed key health officials, conducted community discussion to identify concerns about the health of our community and the number of area-based programs and organizations that exist to address their needs. These discussions identified needs that were prioritized based on the level of importance to community members and the hospital's ability to truly make an impact.

Sincerely,

Charles E. "Chuck Skillings
President & CEO
SSM Health St. Anthony Hospital - Shawnee



Executive Summary




background

St. Anthony Hospital – Shawnee is pleased to present the 2018 Community Health Needs Assessment (CHNA). This CHNA report provides an overview of the health needs and priorities associated with our service area. The goal of this report is to provide persons with a deeper understanding of the health needs in their community, as well as help guide the hospital in its community benefit planning efforts and development of an implantation strategy to address evaluated needs.

The Affordable Care Act (ACA) requires 501 (c) (3), tax exempt hospitals to

conduct a CHNA every three years and adopt a strategic implementation plan for addressing identified needs.



priorities

SSM Health St. Anthony's Hospital – Shawnee determined priorities for the 2018 Community Health Needs Assessment and 2019 – 2021 Strategic Implementation Plan to be:

Chronic Disease Prevention and Management

Substance abuse

Food Scarcity

strategies

The hospital will collaborate with its community partners to leverage available resources available in Pottawattamie County. Strategies for priority needs are:

Chronic Disease Prevention and Management – Healthy lifestyle is a key component for better management and prevention of chronic disease. We will continue our partnership with Blue Zones Project for Pottawatomie County, the medical staff at SSM Health Medical Group, and Pottawatomie County Health Department to address heart disease and obesity.

Substance abuse – We will work with the SSM Health Medical Group, Pottawatomie Alliance towards Community Health and other community partners to address the tobacco/vape health issue and opioid abuse, as we partner to create a well-being district in our community.

Food Scarcity – We will continue and expand our collaboration with the Community Market of Pottawatomie County and Blue Zones Project for Pottawatomie County to identify and improve healthy food access and promote healthier community food environments, focusing the intensity of our efforts in our most vulnerable zip code of 74801.



St. Anthony Hospital - Shawnee

SSM Health

SSM Health is a Catholic not-for-profit health system serving the comprehensive health needs of communities across the Midwest through a robust and fully integrated health care delivery system. Headquartered in St. Louis, SSM Health has care delivery sites in Missouri, Illinois, Oklahoma and Wisconsin. The health system includes 24 hospitals, more than 300 physician offices and other outpatient care sites, 10 post-acute facilities, comprehensive

Through our exceptional health care services, we reveal the healing presence of God.

home care and hospice services, a pharmacy benefit company, an insurance company, a technology company and an Accountable Care Organization.

With more than 10,000 providers and 40,000 employees in four states, SSM Health is one of the largest

employers in every community it serves. An early adopter of the electronic health record (EHR), SSM Health is a national leader for the depth of its EHR integration.

St. Anthony Hospital - Shawnee

highlight of services

St. Anthony Hospital – Shawnee offers a comprehensive array of acute inpatient services, along with ambulatory network consisting of urgent care, primary care and specialist providers.

Some of our specialist include family practice, internal medicine, general surgery, obstetrics, gynecology, pediatrics, orthopedics, cardiology, urology, nephrology, pulmonology, medical and radiation oncology, radiology, pathology and emergency medicine.

community partnerships

We are proud to be part of community projects that work to improve health outcomes in the areas we serve: We partner with United Way of Pottawatomie County, Community Market of Pottawatomie County and Blue Zones Project for Pottawatomie County.

community benefit

In 2017, St. Anthony Hospital – Shawnee provided \$2.5 million in community benefit, comprised of \$2.3 million in Financial Assistance and Means-tested Government Programs; \$253,355 in community benefit; and nearly \$2000 in community building activities.

Examples of our community benefit programs include:

- Volunteer Health Clinic
- Community Market
- Childbirth education
- American Heart Association
- American Lung Association
- Blue Zones Project for Pottawatomie County
- Pottawatomie Alliance Toward Community Health (PATCH)
- Volunteer Health Center
- SSM Health Medical Group
- Central Oklahoma Community Action Agency

2017 Hospital at a Glance

Admissions	3,875
Outpatient Visits	75,770
ER Visits	47,500
Births	830
Beds	96
Employees	787
Medical Staff	71
Volunteers	40
Charity Care	\$7,363,601

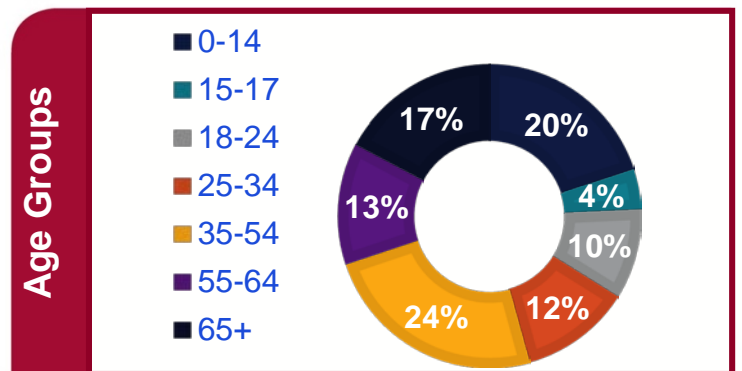
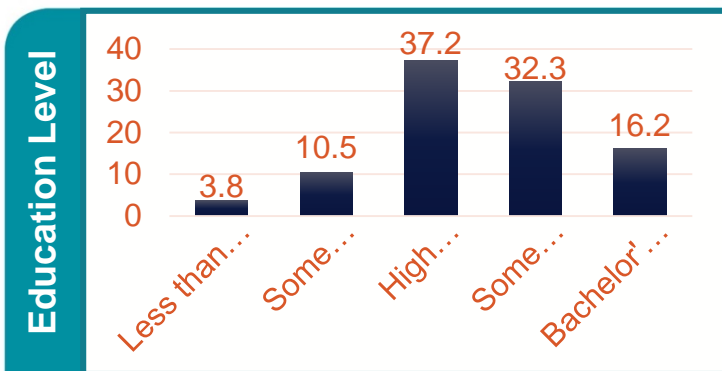
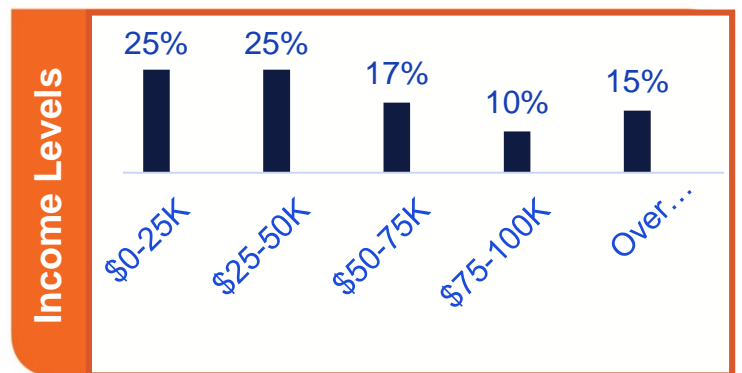
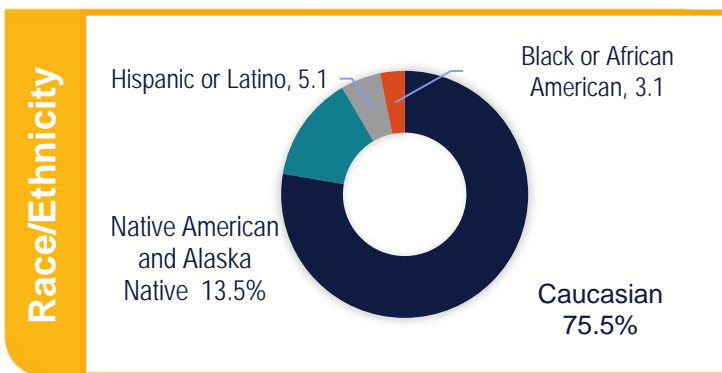
About Our Community



The community we serve is defined as Pottawatomie County, which accounts for 69.47% of the total patients served by the hospital. There are 13 zip codes that are contained within or overlap the service area. The hospital is located in Shawnee, Ok 74804. In 2017, Pottawatomie County had an estimated population of 72,226 persons.



our community by the numbers



Pottawatomie County Health Overview

The data was derived from a variety of sources including the Blue Zones Project of Pottawatomie County, Oklahoma State Department of Health, and County Health Rankings & Roadmaps from the Robert Wood Johnson Foundation program. These sources include the most up-to-date publicly available data for population health, determinates of health and quality of life. Below is a statistic overview of strength and weaknesses within the community that factored into our discussions with local stakeholders regarding the priority health needs of the population within our service area.

	<h3>Obesity</h3> <p>Pottawatomie County's obese adult rate is 39.6% compared to Oklahoma's 35.0%.</p>		<h3>Tobacco</h3> <p>24.5% of adults smoke in Pottawatomie County compared to the state's average of 23.3%</p>
<h3>Suicide</h3> <p>Pottawatomie County Suicide deaths is 20.3% compared to state average of 18.5% per 100,000 population</p>		<h3>Diabetes</h3> <p>Pottawatomie County's adult diabetes diagnosis rate is 13.5% compared to state average of 13.0%</p>	
	<h3>Opioid addiction</h3> <p>Unintentional Poisoning Death Rates Involving at Least One Prescription Opioid 2012-2016</p> <p><i>Rates per 100,000 population</i></p> <p>Pottawatomie County 9.5 – 11.5</p> <p>State rate: 10.9</p>		<h3>Physical Activity</h3> <p>43.5% of people in 2018 Potawatomie County exercise 30+ minutes, 3xweek, compared to 44.8 in 2017</p>
<h3>Health Food Access/ Scarcity</h3> <p>SNAP overview for Pottawatomie County 6,076 monthly averages cases Monthly average per case: \$292.00</p> <p>OK typically is ranked as one of the worst states for fruit & vegetable consumption among adults. Pottawatomie: Fruit 48.5% get recommended servings & vegetables 25.6% get recommended servings</p>		<h3>Heart Disease</h3> <p>In Pottawatomie County, heart disease is still the leading cause of death for all ages combined at 240.1 deaths per 100,000 population (2011-2015).29</p>	

The Health Needs of Our Community

The voice of the community was derived from an online survey that was distributed through social media channels, as well being sent to community leaders via email including public health officials, educators, public servants, and clinicians- all considered key informants in the community in the area of public health. . In addition, the survey was sent to employees through internal communication channels. The questions were designed to get information on how they perceive Pottawatomie County in regards to access and utilization of health care services, risk factors/behaviors, social/physical/environmental concerns and health status. In addition, St. Anthony Hospital – Shawnee hosted a survey review with community leaders.

The goal was to verify initial data research and make sure the findings were reflective of the experiences of the Pottawatomie County community, identify any information gaps that may limit the ability to assess the community's health needs and develop a better understanding of the health issues of uninsured persons, low-income persons, and minority groups in the community.

Issues identified and discussed included mental health, healthy food access, chronic disease, health care access, health literacy, medication cost, transportation limitations, financial assistance, tobacco, heart disease, diabetes, high blood pressure, obesity, suicide, and exercise/physical activity.

key priorities

Chronic Disease Prevention and management

39.6%
Obesity
rate

Heart disease includes a range of conditions that affect the health of one's heart. In Pottawatomie County, heart disease is still the leading cause of death for all ages combined at 240.1 deaths per 100,000 population (2011-2015).²⁹ The rate increased 1.7% from the previous 2008-2012 data (236.2 deaths per 100,000 population).

Obesity is defined as life-long, life threatening, genetically related and costly disease of excess fat storage. Obesity is a primary cause of adult deaths and is defined as having a BMI greater than 30.0 kg/m² (BMI = weight in kg/square of height in m). Pottawatomie County's obese adult rate is 39.6% compared to Oklahoma's 35.0%.

Substance Abuse

24.5% of
Adults
smoke

Tobacco/vape use: 24.5% of adults smoke in Pottawatomie County compared to the state's average of 23.3%

Opioid addiction: Unintentional Poisoning Death Rates Involving at Least One Prescription Opioid 2012-2016 Rates per 100,000 population

Pottawatomie County 9.5 – 11.5
State rate: 10.9

In 2016, there were 444 opioid-related overdose deaths in Oklahoma—a rate of 11.6 deaths per 100,000 persons—compared to the national rate of 13.3 deaths per 100,000.

Social Determinants of Health: Food Scarcity

25.6% get
recommended
vegetables
each day

Healthy Food Access: SNAP (Food Stamp) Program overview for Pottawatomie County
Potawatomie County:

- 6,076 monthly averages cases
- Monthly average per case: \$292.00

SNAP Statistics for

Oklahoma Congressional District 5

- Total Households: 46,139
- 1 or more people 50 +: 27.3%
- With children under 18 yrs. of age: 48.8%
- With disabled individual(s): 50.3%

Oklahoma Regional Food Bank

- 11,660 people hungry including 4,460

Our Progress Since 2015

Our last Community Health Needs Assessment was conducted in 2015. Below are the health needs we identified, the strategies we implemented to address them and the progress that has been made.

St. Anthony Hospital – Shawnee Priority #1: Prescription Drug Abuse

Goals	Source	Release Date	Baseline	CY16TD	CY16YE	CY17TD	CY17YE	CY18TD	CY18YE
Decrease the number of deaths due to prescription drug abuse in Pottawatomie County from 22.5 in 2015 to 21.2 by 2018 (Oklahoma State Health Department)	State Health Department	2yr lag	22.5 (2007-2013)	22.5 (2007-2013)	22.5 (2007-2013)	22.5 (2007-2013)	24 (2014-2016)	24 (2014-2016)	
Reduce the number of prescription overdose patients seen in Saint Anthony's Emergency Department from 14 in 2016 to 13 in 2018 (Epic)	Epic	Ad hoc	14	14	15	15	15	5	

St. Anthony Hospital – Shawnee Priority #2: Heart Disease

Goals	Source	Release Date	Baseline	CY16TD	CY16YE	CY17TD	CY17YE	CY18TD	CY18YE
Reduce the number of deaths due to coronary heart disease in Pottawatomie County from 161.1 deaths per 100,000 persons in 2015 to 159.1 deaths per 100,000 persons by 2018 (HCI)	HCI/Community Commons (CY18TD & CY18 YE)	2yr lag	161.1 (2011-2013)	148.9 (2012-2014)	147.4 (2013-2015)	147.4 (2013-2015)	147.4 (2013-2015)	243.4 (2012-2016)	
Decrease the percentage of 30-day congestive heart failure readmissions at St. Anthony Shawnee Hospital from 18.6% in 2016 to 15.25% by 2018 (PIR)	PIR	Ad hoc	18.6%	18.6%	15.63%	14.0%	13.0%	Available Sept. 2018	

St. Anthony Hospital – Shawnee Priority#3: Obesity

Goals	Source	Release Date	Baseline	CY16TD	CY16YE	CY17TD	CY17YE	CY18TD	CY18YE
Reduce the age-adjusted death rate due to diabetes in Pottawatomie County from 31.6 deaths per 100,000 persons reported in 2015 to 29.3 deaths per 100,000 persons (state average) by 2018 (HCI)	HCI/Community Commons (CY18TD & CY18 YE – age-adjusted percent of adults aged 20 or older who have ever been told they have diabetes)	2yr lag	31.6 (2011-2013)	28.9 (2012-2014)	33 (2013-2015)	33 (2013-2015)	33 (2013-2015)	12.7 (2012-2016)	
Decrease the percentage of obese adults in Pottawatomie County from 36.4% in 2015 to 34.4% by 2018 (HCI)	HCI/Community Commons	3yr lag	36.4% (2012)	34.2% (2013)	34.2% (2013)	34.2% (2013)	34.2% (2013)	34.1% (2013)	
Reduce the average BMI of individuals enrolled in the prevention program from 34.7 in 2016 to 34.2 by 2018 (Source Program Tracking)	Source Program Tracking	Ad hoc	34.7	34.7	Data not available	Data not available	Data not available	Data not available	

St. Anthony Hospital - Shawnee

1102 W. MacArthur | Shawnee, Ok 74804



2019 - 2021 *Appendices*

community perception

Primary

The primary data consisted of a community online survey, with overall review with community partners. The community survey was available online and conducted in the following manner:

- The health needs survey was available online and marketed to our external community partners through social media outlets as well as an email invite. In addition, we posted an online link for our internal audience to participate.
- The ten question survey covered topics from access to care, chronic disease, and community changes.
- 187 people took the survey
- Once the survey responses were tabulated, the survey results were evaluated and analyzed for health and demographic trends.
- The survey results were discussed with community focus group.
- The full results were distributed to and discussed by Administrative Council of SSM Health St. Anthony Hospital - Shawnee.

Online survey questions

- Please select the top three health challenges you believe our community faces
- What is needed to improve the health of your family and neighbors? (check three)
- What types of health screenings and/or services are needed in our community to improve the health of the public? (Check up to five.)
- In your opinion, are there any issues that prevent access to care in our community? (Check all that apply.)
- Where do you get most of your health information? (Check all that apply.)
- Please choose all statements below that apply to you.
- Which of the following preventive procedures have you had in the past 12 months?
- Are you at your ideal weight for your height?
- What is your zip code
- What suggestions do you have that you believe would improve the health and well-being of our community?

Secondary

Community Health Ranking

In addition to a review of demographics, we gathered and reviewed data from broad sources to set the initial direction and priorities of the community health needs assessment. The secondary data was derived from a variety of sources including the Community Health Ranking <http://www.countyhealthrankings.org/>. The annual County Health Rankings measure vital health factors, including high school graduation rates, obesity, smoking, unemployment, access to healthy foods, the quality of air and water, income inequality, and teen births in Pottawatomie County.

Oklahoma State Department of Health, State of the County's Health Report

We also utilized information from Oklahoma State Department of Health, State of the County's Health Report. The purpose of the State of the State's Health Report is to explain how various health outcomes and behaviors affect the overall health status of Oklahoma residents, as well as to guide the reader in how to interpret the data provided. Grades and ranks are provided to help identify patterns (not statistical differences) that occur across the state, over time, and within particular groups.

The Blue Zones Project of Pottawatomie County

In addition, we used the data available to us from The Blue Zones Project of Pottawatomie County. Blue Zones Project encourages changes in our community that lead to easier access to healthier options. When our entire community participates – from our worksites and schools to our restaurants and grocery stores – the small changes contribute to huge benefits for all of us: lowered healthcare costs, improved productivity, and ultimately, a higher quality of life. Our partnership with the Blues Zones Project of Pottawatomie County helped to identify some key health priorities to include: obesity, diabetes, tobacco use, opioid addiction, mental health, access to healthy food options, heart disease, high blood pressure, health screenings, and medication management.

community representation

Our community partners provide valuable information and resources, that are critical to the success of the assessment of the health needs. It is with great appreciation that we recognize their collaboration while representing the aging, uninsured, unemployed and underserved.

The process benefited from input from several individual community leaders representing diverse constituencies. Those leaders associated with primary data collection are listed with their affiliations is listed below. We have a strong partnership with our community leaders and organizations and value their input and collaboration.

Brenda Potts, Administrative Director
Pottawatomie County Health Department

Rachael Melot, Community Program Manager
Blue Zones Project of Pottawatomie County

Miriam Bell, Organization Leader
Blue Zones Project of Pottawatomie County

David Henry, Executive Director
Family Promise of Shawnee

Lindsay Dyer, Executive Director
United Way of Pottawatomie County

prioritizing health needs

As part of the CHNA requirement, hospitals are required to evaluate the needs that are identified and validated through the data analysis. In order to do so, hospitals must establish specific criteria that will be used to assess each of the identified community needs. The system has recommended criteria and ratings that each hospital can use during prioritization. The method used to evaluate the needs as well as potential weighting is customizable based on the hospital's approach.

Prior to review of the data, a list of criteria was developed to aid in the selection of priority areas. During the data-review process, attention was directed to health issues that met any of these criteria:

- Health issues that impact a lot of people or for which disparities exist, and which put a greater burden on some population groups
- Poor rankings for health issues in Pottawatomie County as compared to other counties and the State of Oklahoma. Health issues for which trends are worsening

To identify our community health needs, St. Anthony Hospital – Shawnee looked at the community that is served to prioritize the consistent concern and pervasive needs for accessible and affordable health care; accessible mental health care and substance abuse treatment; income, employment and poverty; housing; and improvement of healthy behaviors. Those concerns are repeated in this assessment and some more specific needs are defined. This assessment looked at both traditional health needs along with social determinants of health. We identified that zip code 74801 was considered the vulnerable population that we served.

To prioritize, St. Anthony Hospital – Shawnee did a thorough review of the online community health survey, community partner input and the hospital's top DRG's to identify the top 10 health care priorities in our community. To narrow the top 10 health care needs, the hospital used the initiative set forth by SSM Health. We took careful consideration of the social determinants of health, our collaborative partners, and what health care needs to we could address and implement change in the community that we serve.

County Health Rankings & Roadmaps

County Health Rankings & Roadmaps

Building a Culture of Health, County by County

Pottawatomie (PW)

County Demographics

	County	State
Population	72,290	3,923,561
% below 18 years of age	24.1%	24.5%
% 65 and older	16.0%	15.0%
% Non-Hispanic African American	3.0%	7.4%
% American Indian and Alaskan Native	13.2%	9.2%
% Asian	0.7%	2.2%
% Native Hawaiian/Other Pacific Islander	0.1%	0.2%
% Hispanic	4.9%	10.3%
% Non-Hispanic white	72.9%	66.2%
% not proficient in English	1%	2%
% Females	52.1%	50.5%
% Rural	50.7%	33.8%

	Pottawatomie County	Error Margin	Top U.S. Performers	Oklahoma	Rank (of 77)
Health Outcomes					39
Length of Life					44
Premature death	10,700	9,800-11,500	5,300	9,300	
Years of Potential Life Lost Rate	10,700				
Years of Potential Life Lost Rate (Black)	10,900				
Years of Potential Life Lost Rate (White)	10,500				
Quality of Life					27
Poor or fair health **	19%	19-20%	12%	20%	
Poor physical health days **	4.6	4.5-4.8	3.0	4.5	
Poor mental health days **	4.5	4.4-4.7	3.1	4.5	
Low birthweight	7%	7-8%	6%	8%	
% LBW	7%				
% LBW (Black)	11%				
% LBW (Hispanic)	5%				
% LBW (White)	7%				
Additional Health Outcomes (not included in overall ranking)					
Premature age-adjusted mortality	550	520-580	270	460	
Age-Adjusted Mortality	550				
Age-Adjusted Mortality (Black)	740				
Age-Adjusted Mortality (Hispanic)	340				
Age-Adjusted Mortality (White)	530				
Child mortality	80	60-110	40	70	
Infant mortality	10	8-13	4	7	
Frequent physical distress	14%	14-14%	9%	14%	
Frequent mental distress	14%	14-15%	10%	15%	
Diabetes prevalence	13%	11-15%	8%	12%	
HIV prevalence	108		49	180	
Health Factors					33
Health Behaviors					27
Adult smoking **	18%	18-19%	14%	20%	
Adult obesity	34%	30-37%	26%	33%	
Food environment index	7.1		8.6	5.9	
Physical inactivity	31%	27-35%	20%	30%	
Access to exercise opportunities	73%		91%	74%	
Excessive drinking **	13%	12-14%	13%	13%	
Alcohol-impaired driving deaths	17%	12-24%	13%	28%	
Sexually transmitted infections	570.9		145.1	542.2	
Teen births	46	43-49	15	42	
Teen Birth Rate	46				
Teen Birth Rate (Black)	43				
Teen Birth Rate (Hispanic)	38				
Teen Birth Rate (White)	42				
Additional Health Behaviors (not included in overall ranking)					
Food insecurity	16%		10%	16%	

Appendix County Health Rankings & Roadmaps

Continued: County Health Rankings & Roadmaps

	Pottawatomie County	Error Margin	Top U.S. Performers	Oklahoma	Rank (of 77)
Limited access to healthy foods	8%		2%	9%	
Drug overdose deaths	22	16-30	10	20	
Drug overdose deaths - modeled	24-25.9		8-11.9	21.5	
Motor vehicle crash deaths	24	19-28	9	18	
Insufficient sleep	35%	34-36%	27%	35%	
Clinical Care					16
Uninsured	16%	15-18%	6%	16%	
Primary care physicians	2,400:1		1,030:1	1,590:1	
Dentists	1,720:1		1,280:1	1,700:1	
Mental health providers	380:1		330:1	260:1	
Preventable hospital stays	44	39-50	35	60	
Diabetes monitoring	80%	75-85%	91%	78%	
% Receiving HbA1c	80%				
% Receiving HbA1c (Black)	89%				
% Receiving HbA1c (White)	80%				
Mammography screening	56%	51-62%	71%	56%	
Additional Clinical Care (not included in overall ranking)					
Uninsured adults	20%	18-22%	7%	20%	
Uninsured children	8%	6-10%	3%	8%	
Health care costs	\$10,518			\$10,451	
Other primary care providers	1,681:1		782:1	1,305:1	
Social & Economic Factors					48
High school graduation	78%		95%	83%	
Some college	54%	52-57%	72%	59%	
Unemployment	4.7%		3.2%	4.9%	
Children in poverty	25%	20-30%	12%	23%	
% Children in Poverty	25%				
% Children in Poverty (Black)	47%				
% Children in Poverty (Hispanic)	32%				
% Children in Poverty (White)	20%				
Income inequality	4.3	4.1-4.6	3.7	4.6	
Children in single-parent households	35%	32-38%	20%	34%	
Social associations	12.0		22.1	11.5	
Violent crime	428		62	439	
Injury deaths	104	93-115	55	92	
Additional Social & Economic Factors (not included in overall ranking)					
Disconnected youth	18%		10%	15%	
Median household income	\$42,500	\$39,700-45,200	\$65,100	\$49,200	
Household Income	\$42,500				
Household income (Black)	\$29,100				
Household income (Hispanic)	\$35,800				
Household income (White)	\$45,900				
Children eligible for free or reduced price lunch	66%		33%	62%	
Residential segregation - black/white	36		23	56	
Residential segregation - non-white/white	15		14	28	
Homicides	6	4-9	2	7	
Firearm fatalities	16	12-20	7	17	
Physical Environment					51
Air pollution - particulate matter **	9.5		6.7	9.2	
Drinking water violations	Yes				
Severe housing problems	14%	12-15%	9%	15%	
Driving alone to work	83%	81-84%	72%	83%	
% Drive Alone	83%				
% Drive Alone (Black)	86%				
% Drive Alone (Hispanic)	74%				
% Drive Alone (White)	84%				
Long commute - driving alone	31%	29-33%	15%	26%	

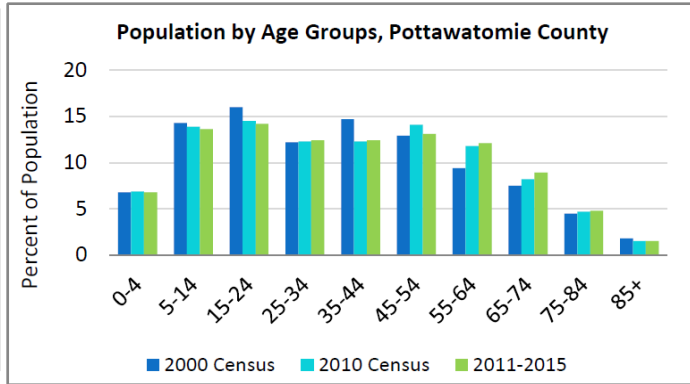
Areas to Explore Areas of Strength

^ 10th/90th percentile, i.e., only 10% are better.
 Note: Blank values reflect unreliable or missing data
 ** Data should not be compared with prior years

Pottawatomie County Demographics and Socioeconomic Profile

County Demographics and Socioeconomic Profile

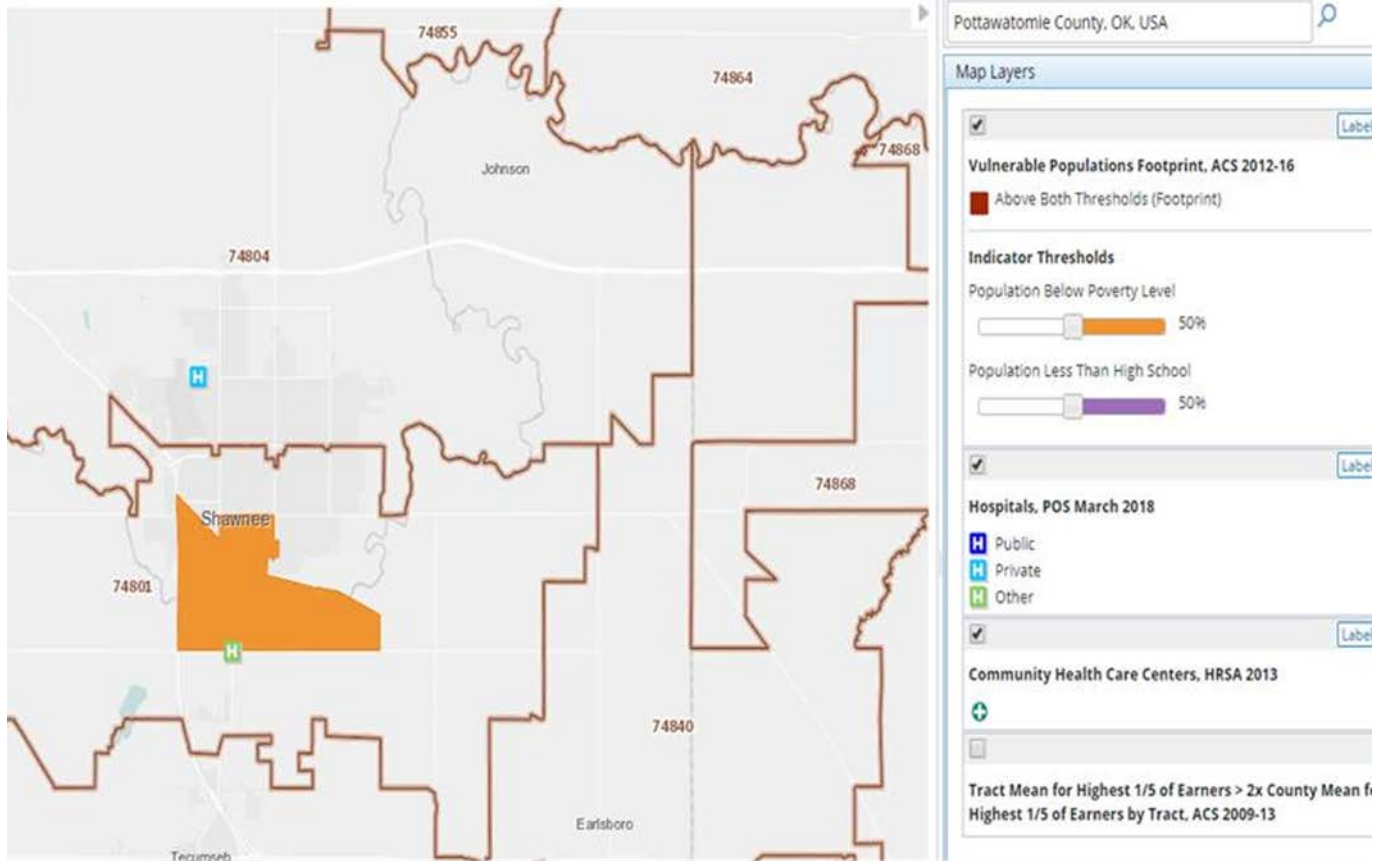
Demographics	County
Population, 2011-2015 estimate ⁹	71,136
Population, percent change, 2000 to 2015	8.6% increase
Rank for growth in state (out of 77)	24 th
<u>Race and Ethnicity, 2011-2015¹⁰</u>	
Whites alone	76.2%
Blacks alone	2.9%
Native Americans alone	13.8%
Hispanic or Latino	4.7%
<u>Age, 2011-2015¹⁰</u>	
Less than 5	6.8%
65 and Over	15.2%
Median age	37.6 years



Socioeconomic Profile (2011-2015 estimates ¹⁰)	County	State	National
Disability (ages 18-64)	16.0%	13.9%	10.3%
Of employed, percent disabled	7.1%	7.1%	4.9%
Individuals below poverty	18.2%	16.7%	15.5%
Families below poverty	13.2%	12.4%	11.3%
With children under 18 years	21.6%	19.7%	18.0%
With children under 5 years only	23.4%	22.2%	18.0%
Median household income	\$44,688	\$46,879	\$53,889
Female head of household	13.0%	12.4%	13.0%
Grandparents raising their grandchildren	57.9%	51.8%	37.3%
High school graduates or higher	87.0%	86.9%	86.7%
Bachelor's degree or higher	18.1%	24.1%	29.8%
Occupied housing units	88.0%	86.1%	87.7%
Uninsured (ages 18-64)	16.8%	16.7%	18.1%
Unemployment rate, civilian labor force	6.8%	6.3%	8.3%

Appendix Community Commons

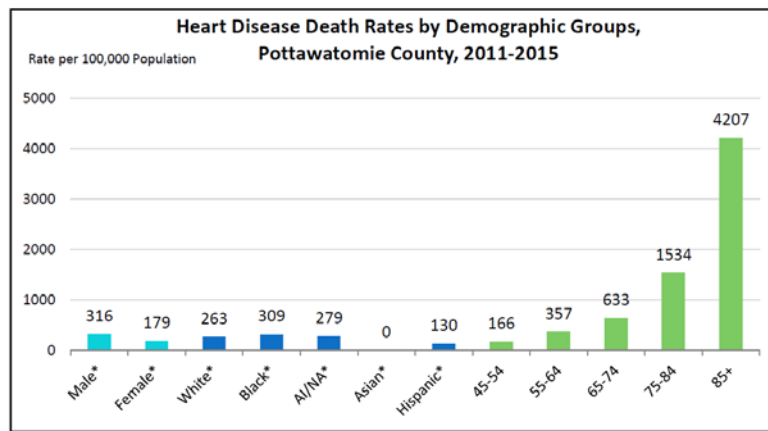
Population footprint below poverty level



Appendix Heart Disease and Tobacco

Heart Disease *Leading Cause of Death*

In Pottawatomie County, heart disease is still the leading cause of death for all ages combined at 240.1 deaths per 100,000 population (2011-2015).²⁹ The rate increased 1.7% from the previous 2008-2012 data (236.2 deaths per 100,000 population).²⁹ In 2014, the most recent year for which hospital discharge data are publicly available, the total charges attributable to heart disease in the county were \$42,855,601, or \$53,838.7 per discharge.⁴⁰



*Age-Adjusted Death Rate per 100,000 Population

Key:



25% of population smokes



25% of population does not smoke

Pottawatomie County Adult Smokers



24.5%

Oklahoma Adult Smokers



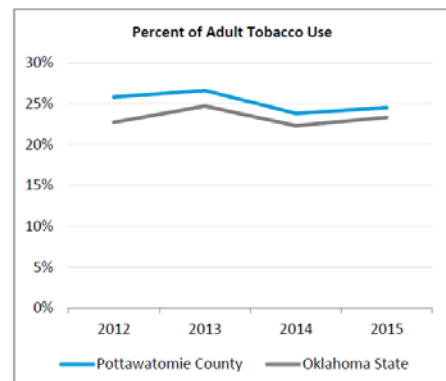
23.3%

United States Adult Smokers



15.1%

Tobacco Use



Nearly four out of five unintentional poisoning deaths in Oklahoma involve at least one prescription drug.

Number of UP deaths in Pottawatomie County by type of substance, 2007-2013

All unintentional poisonings	86
Prescription drugs	72
Prescription painkillers (opioids)	63
Illicit drugs	20
Alcohol	15

Most common substances* in Pottawatomie County UP deaths:

Oxycodone	Methadone
Hydrocodone	Carisoprodol
Alprazolam	Morphine
Alcohol	Fentanyl
Methamphetamine	Tramadol

Opioid

Key:



50% recommended serving



33% recommended serving

Pottawatomie County



48.5%



25.6%

Oklahoma State



51.7%



25.8%

Recommended Servings



Social Determinates of health: Healthy food